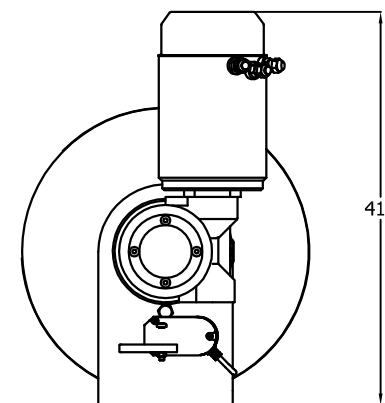
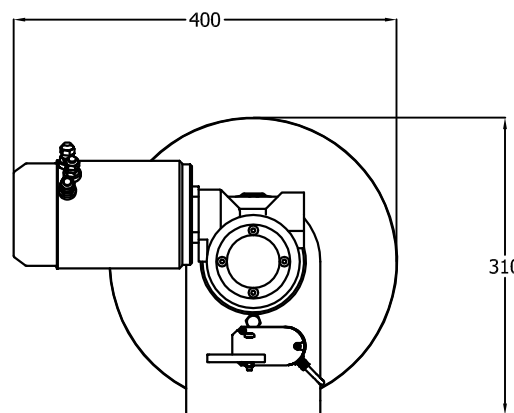
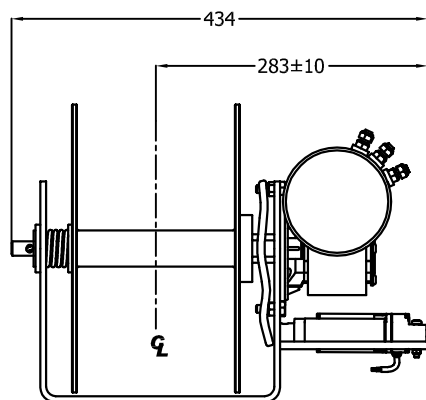
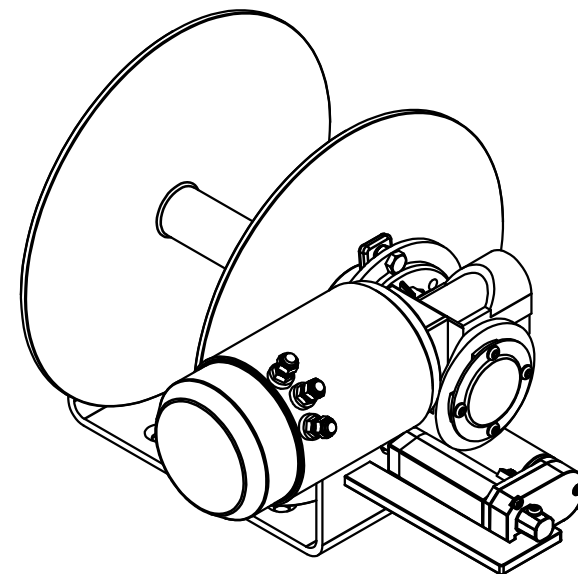


The gearbox mounting holes in the mounting bracket allow the motor and drive to be installed at 4 angles to suit different anchor well configurations. Another 8 adjustment angles are available at 30° and 45° from each of the basic 4 mounting holes.



© COPYRIGHT 2008

				TOLERANCES Unless otherwise stated NO DEC. ± 1 DEC. PL. ± 2 DEC. PL. ± HOLE DIAM. ± ANGLES ±		SCALE Drawn RJR Checked Design OK Approved DATE 23/08/08		MATERIAL 316 Stainless Steel		FINISH Chemically Polished		DO NOT SCALE DIMENSIONS IN MILLIMETRES UNLESS OTHERWISE STATED			
Issue	Ref.	REVISION	Drawn	Apprv.	Date	stressfree marine Pty Ltd®						NAME NG Midi Anchor winch (Light Medium)		DRAWING No.	